

Directions to the Paulovich Laboratory

For Google Maps, our address is:

[1100 Eastlake Avenue E,
Seattle, WA 98109-1024](#)

By car, from I-5 (north or south):

- Exit at the Seattle Center/Mercer St. (Exit 167)
- Move to far right lane
- Turn right at light at bottom of exit ramp at Fairview Avenue
- Veer right at the street light at Valley Street (at the Marriot Residence Inn)
- Turn right at Aloha and proceed up the hill past the Fred Hutch South Lake Union Clinic buildings, straight through the turn-about and up to Eastlake Avenue.
- At the traffic light, turn left onto Eastlake Avenue
- Drive north to 1100 Eastlake Avenue East, building is on the right opposite the main Fred Hutch campus (a skybridge can be seen spanning Eastlake Ave. and connecting 1100 Eastlake Ave. E. to the main Fred Hutch campus).
- Park in the visitor parking spots in the garage (turn to the right when you enter the garage and park in visitor spots before the gate. Please make arrangements with the lab for visits exceeding 2 hours.
- Go to main lobby security desk and sign in with the security guard. Be sure to sign in your car license plate if you park in the garage. Security will announce your arrival and someone will meet you in the lobby.

Fred Hutch Main campus info:

<https://www.fredhutch.org/en/about/fred-hutch-locations.html>

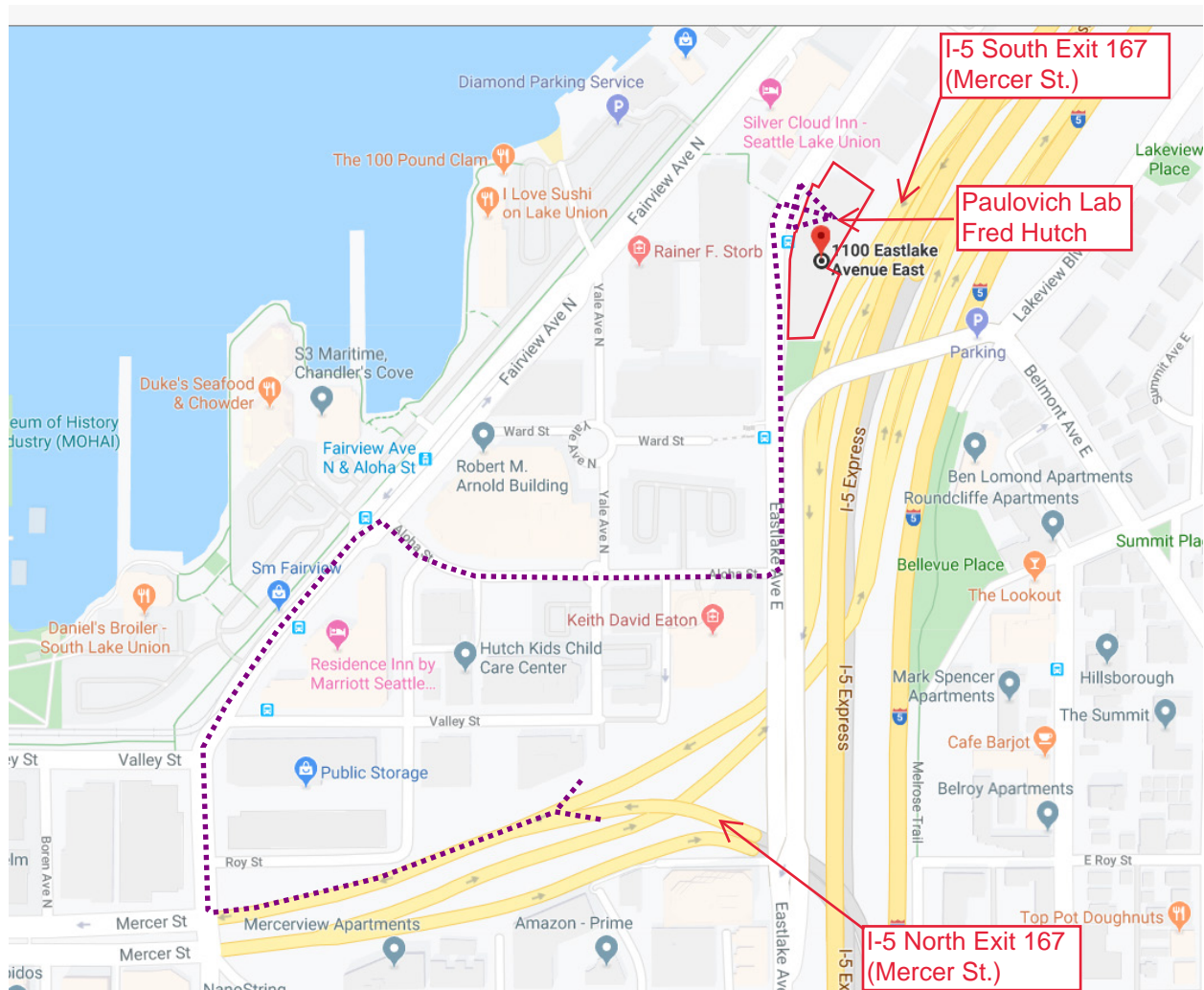


Fred Hutch
Cancer Center

Building “E” indicated in black

Link to Google maps:

[1100 Eastlake Avenue E,
Seattle, WA 98109-1024](https://www.google.com/maps/place/1100+Eastlake+Avenue+East,+Seattle,+WA+98109-1024)



Buildings

Arnold [M]
Public Health Sciences Division

Eastlake [E]
Vaccine and Infectious
Disease Division

Hutchinson [C]
Human Biology Division

Minor [LM]
Clinical Research Center

South Lake Union Clinic
Outpatient Treatment

Steam Plant [S]
Laboratory / Office Space

Thomas [D]
Clinical Research Division

Weintraub [A/B]
Basic Sciences Division

Yale [J]
Administration

1208 Eastlake [T]
Laboratory

Driving Directions

Take Exit 167 Mercer St.
and stay in the right lane

Turn Right on Fairview Ave. N.
Stay in the right lane and go
past the Marriot Residence Inn

Turn Right at Campus Dr. / Ward St.

Skybridge
across
Eastlake Ave





Paulovich
Lab located
on 2nd floor
of the "E"
Building



Taxis/Rideshare

Most visitors are dropped off at the traffic circle (on Campus Dr./Ward St.) which surrounds the Vessel sculpture and connects key areas of the campus.







PARKING

-  Visitor
-  South Lake Union Clinic
-  Fred Hutch Wellness Clinic
-  Study Participants
-  Employee

FEATURES & SERVICES

-  Campus Information
-  Visitor Center
-  Fred Hutch Wellness Center
-  Prevention Center

POINTS OF INTEREST

-  Vessel Traffic Circle
-  Public Transportation
-  Wheelchair Access
-  Pedestrian Pathway
-  Espresso Bars
-  Cafeterias